

**From: Roger Gough, Cabinet Member for Education & Health Reform**

**Patrick Leeson, Corporate Director for Education and Young People's Services**

**To: Education and Young People's Services Cabinet Committee – 30 March 2017**

**Subject: Proposal to expand Deal Parochial CE Primary School, by 1FE, from September 2018**

**Classification: Unrestricted**

**Past Pathway of Paper:** None

**Future Pathway of Paper:** Cabinet Member decision

**Electoral Division:** Deal (Eileen Rowbotham, Mike Eddy)

**Summary:** This report sets out the results of the public consultation on the proposal to expand Deal Parochial CE Primary School for September 2018.

*Recommendation(s):*

**The Education and Young People's Services Cabinet Committee is asked to consider and endorse or make recommendations to the Cabinet Member for Education and Health Reform on the decision to:**

- a) Authorise the Corporate Director - Education and Young People's Services to issue Public Notice to expand Deal Parochial CE Primary School by 1FE, with a published admissions number of 60 from September 2018 (subject to planning permission being granted);
- b) Allocate £2.85m from the Education and Young People's Service Capital budget;
- c) Authorise the Director of Infrastructure in consultation with the General Counsel to enter into any necessary contracts/ agreements on behalf of the County Council; and
- d) Authorise the Director of Infrastructure to be the nominated Authority Representative within the relevant agreements and to enter into variations as envisaged under the contracts. Variations to contract value to be no more than 10% above the capital funding agreed by the Cabinet Member without requiring a new Record of Decision.

Should objections, not already considered by the Cabinet Member when taking this decision, be received during the public notice period a separate decision will be required in order to continue the proposal following proper consideration of the points raised.

## 1. Introduction

- 1.1 Nationally and locally Primary school rolls have been growing as a consequence of increases in the birth rate and migration. Deal is no exception. New housing already occupied in the Town is adding to the population and the demand for school places. Our forecasts show that fewer surplus places will be available in the Deal District over the coming years, highlighting the increasing demand for Primary school places. As pupil numbers have increased in Deal, some schools have restructured to enable additional pupils to be accommodated on a temporary basis through the addition of bulge year groups. However, we are now at a point where pressures are becoming sustained and a permanent 1FE expansion of school provision, rather than a temporary expansion, will be required for September 2018.

## 2. Proposal

- 2.1 We are proposing to expand Deal Parochial CE School by 1FE from September 2018. This will mean the construction of a new block of classrooms with the appropriate toilet and group rooms. We also intend to increase the size of associated facilities, as appropriate, in order to give the School the space to accommodate the increase in pupil numbers and staff. It is expected that the School will grow from the bottom up with 60 Year R places being offered from September 2018 and each year after that.
- 2.2 Deal Parochial CE Primary School relocated to its current site in 2001. The site is 1.98hectares, which is a 2FE size. It has space to expand the school. It is centrally located and increasing the School to 2FE has always been a strategic option.
- 2.3 Developer contributions totalling £504,000 have been secured so far and can only be spent on expanding Deal Parochial CE Primary School.
- 2.4 This report sets out the results of the public consultation, which took place between 27 January 2017 and 3 March 2017. A public meeting was held on 6 February 2017.

## 3. Financial Implications

- 3.1
- a. Capital – Feasibility reports are being completed. The estimated cost of the expansion is in the region of £2.85m. Presently two developer contributions totalling £504,000 have been agreed towards the expansion with KCC providing the residual funding from the Education and Young People’s Services Capital budget.
  - b. Revenue - The School will receive increased funding through the Delegated Budget. The rising rolls will be protected in line with KCC Growth Funding Policy. Revenue funding will also be allocated to enable the School to resource each new classroom as they come on line. At present that is at a value of £6,000 per classroom.
  - c. Human – The School will appoint additional staff as required, as the School size increases and the need arises.

## 4. Vision and Priorities for Improvement

- 4.1 These proposals will help to secure our ambition that “Every child and young person should go to a good or outstanding early years setting and school” as set out in Vision and Priorities for Improvement 2016-2019.

- 4.2 The Commissioning Plan for Education Provision in Kent 2017-21 identified the need to commission the extra provision in Deal. The Plan mentioned a specific need to expand Deal Parochial CE Primary School by up to 1 FE.

## **5. Consultation Outcomes**

- 5.1 A total of 31 written responses were received. A summary of the comments is provided at Appendix 1.
- 5.2 A summary of the views and comments given at the public consultation meeting is attached at Appendix 2.
- 5.3 An Equality Impact Assessment (EIA) has been completed as part of the consultation. One comment was received from Walmer Parish Council and one from a resident. A note of the issues raised can be seen below. The EIA has been updated to address these issues:
- That Walmer Parish Council as they were not included in the list of consultees.
  - That expanding a C of E school that focuses on actively promoting the beliefs of the Church of England and Methodist Church could exclude part of our society.

## **6. Views**

- 6.1 The view of the Local Members:

Cllr Eddy: While I recognise the need for additional Primary school places in the Deal area since the disposal and development of the former South Deal school site, I am concerned by the traffic conditions around the Parochial school. The main road junction (Telegraph, Hamilton, Cornwall and Gladstone Roads) is a staggered junction which is made even more complex to negotiate because of the presence of the railway bridge. I do not believe that the consultation document adequately addresses the potential danger to children and parents of increased usage of this junction at school times.

I am also concerned that a large percentage of the additional pupils who would use the expanded school are likely to come from the newly built estates over in the parish of Sholden rather than from the as yet unbuilt development at Station Road, Walmer, where parents would almost certainly prefer to use The Downs School for their children. I understand that there is vacant land to the rear of Sholden School which could accommodate extra provision and would allow the children already in homes nearby to access education without having to go into Deal. This would be educationally, socially and environmentally preferable.

- 6.2 The view of the Headteacher and Governing Body:

Mrs Justine Brown- Headteacher, Mrs Gabrielle Waters - Chair of Governors:

The full Governing Body and all our staff are excited by the proposed expansion moving towards two forms of entry on the Deal Parochial C.E. Primary School grounds. We are looking forward to working with the Local Authority through regular consultations following the feasibility reports that are proposed, in order to establish a second building that is sympathetic to our current existing school.

We are committed to retaining the outstanding Christian distinctive ethos that our school offers the local community. We are passionate to drive forward high standards of achievement for our pupils.

We consider that the prospect of expansion will improve school services, opportunities for staff to extend professional development and build upon the existing good provision. A school expansion to two form entry will bring many new opportunities for school improvement.

We hope that the proposals will enable the school to fully maximise education for all in a way that is conducive to the current school ethos and standards and provision and that a new build will complement our current environment and individual school character that makes this a very popular choice for local families in our community of Deal.

### 6.3. The view of the Area Education Officer:

The consultation process has raised several issues which need to be considered carefully. I will address each of the main issues in turn:

#### I. With developments in Sholden and Walmer is expanding Deal Parochial CE Primary School the right choice?

Appendix 3 contains dot maps of the home addresses of pupils attending schools in the Deal Planning Area. These clearly show that the schools have significant overlapping intake areas. As the developments in and around Deal roll out (including those in Station Road, Walmer and Sholden), there will be a shortfall of places across the Deal planning area. Appendix 3 shows that there are significant numbers of pupils who travel out of the centre of Deal to access schools in Walmer and Sholden. Entry into schools in the reception year is prominently determined by distance to a school. Therefore, as new housing is occupied and those families access places in the local schools, we would expect intake areas to reduce leading to fewer places in Walmer and Sholden schools for families resident in the centre of Deal. The expansions of Deal Parochial CE Primary will mitigate this issue.

It has been suggested that Sholden CE Primary School could be expanded. I do not believe this is feasible. Sholden CE Primary School is a Voluntary Aided school meaning that the buildings and hard surfaced areas are owned by the Diocese. These comprise a Victorian school building housing the hall, offices and staffroom and four classrooms being in mobiles. The playing field is privately owned and leased to KCC. The school cannot be expanded on its current site. Therefore expansion of this school would require it being relocated. We are not aware of any land being available to support the relocation. If land was available the cost of a rebuild of this school would exceed that of expanding Deal Parochial CE Primary, and this would represent a further capital pressure.

#### II. The distances between sites and schools

In line with legislation, KCC's transport policy assumes that it is reasonable for a pupil under the age of 8 years to walk up to 2 miles for a school place. Figure 1 outlines the walking distances from four of the major developments or proposed developments within Deal, Walmer and Sholden. The only school to site distance greater than 2 miles is Sandown Primary School to the Station Road Development in Walmer. It is very unlikely that a child resident in the Station Road development

would be placed at Sandown School unless it was due to parental choice. Deal Parochial CE Primary School is 1.0-1.4 miles from each of the identified developments.

Figure 1: School to site walking distances in miles as recorded by Google Maps.

School	Station Road	Church Lane, Sholden	Sholden Fields	Albert Road Deal
Deal Parochial CEPS	1.0	1.1	1.4	1.1
Downs CEPS	0.7	1.7	1.7	1.7
Sholden CEPS	1.8	0.7	0.2	1.3
Hornbeam PS	1.6	0.8	0.5	1.4
Warden House PS	1.6	0.5	0.7	0.9
St. Mary's RCPS	1.0	1.3	1.0	1.6
Sandown PS	2.2	0.9	1.6	0.3

### III. Design in a conservation area

Our design team are well aware that the proposed expansion is within a conservation area and will take this into account along with all material planning considerations including the adopted Walmer Design Statement. We will liaise with planning colleagues in Dover District Council throughout the design and planning process. Public planning consultations will be held to gain the views of all stakeholders.

### IV. Highways and safety

I recognise the concerns about traffic congestion and how an expansion of Deal Parochial CE Primary School could increase traffic. The School has a car park which lends itself to being an effective drop off/pick up area within the School grounds. The plans will look to make the most of this to remove as much traffic off the highway as possible. Solutions, such as crossing points and parking restrictions have been put forward during the consultation. However, we realise that different perspectives exist as to the impact of solutions, and that these can negatively affect some residents. We consulted KCC Highways prior to the proposal being put forward and we will continue to do so throughout the process. We will follow the advice given by them as the statutory body.

### V. The closure of South Deal Primary

The closure of South Deal has been mentioned as some feel the decision, in the light of increasing rolls we now see, was short sighted. South Deal was closed a decade ago and this would have been for a number of reasons. It could be argued that the closure, due to surplus places in the Town, improved the viability of the other Deal schools as they are all recognised as Good or better by OFSTED.

Deal Parochial CE Primary School is a popular school. The School was developed on a site suitable for a 2FE school with the strategic intention that it would increase in size to 2FE when appropriate. It is ideally located to provide the places needed as primary rolls increase in Deal.

## 7. Delegation to Officers

- 7.1 The Officer Scheme of Delegation; under Appendix 2 part 4 of the Council's Constitution, provides a clear and appropriate link between this decision and the actions needed to implement it. For information it is envisaged, if the proposal goes ahead, that the Director of Property & Infrastructure Support will sign contracts on behalf of the County Council.

## 8. Conclusions

- 8.1 This expansion will provide additional primary places in Deal.

## 9. Recommendation(s)

**Recommendation(s): The Education and Young People's Services Cabinet Committee is asked to consider and endorse or make recommendations to the Cabinet Member for Education and Health Reform on the decision to:**

- a) Authorise the Corporate Director - Education and Young People's Services to issue Public Notice to expand Deal Parochial CE Primary by 1FE, with a published admissions number of 60 from September 2018 (subject to planning permission being granted);
- b) Allocate £2.85m from the Education and Young People's Service Capital budget;
- c) Authorise the Director of Infrastructure Support in consultation with the General Counsel to enter into any necessary contracts/ agreements on behalf of the County Council; and
- d) Authorise the Director Infrastructure Support to be the nominated Authority Representative within the relevant agreements and to enter into variations as envisaged under the contracts. Variations to contract value to be no more than 10% above the capital funding agreed by the Cabinet Member without requiring a new Record of Decision.

## 10. Background Documents

### 10.1 Vision and Priorities for Improvement

<http://www.kent.gov.uk/about-the-council/strategies-and-policies/education-skills-and-employment-policies/vision-and-priorities-for-improvement>

### 10.2 Commissioning Plan for Education Provision in Kent 2017-21

<http://www.kent.gov.uk/about-the-council/strategies-and-policies/education-skills-and-employment-policies/education-provision-plan>

### 10.3 Consultation Document and Equalities Impact Assessment.

<http://consultations.kent.gov.uk/consult.ti/DealParochialExpansion/consultationHome>

## 11. Contact details

Report Author:

- David Adams
- Area Education Officer – South Kent
- 03000 414989
- [david.adams@kent.gov.uk](mailto:david.adams@kent.gov.uk)

Relevant Director:

- Keith Abbott

- Director of Education Planning and Access
- 03000 417008
- [keith.abbott@kent.gov.uk](mailto:keith.abbott@kent.gov.uk)

## Proposal to expand Deal Parochial CE Primary School

### Summary of Written Responses

Printed Consultation Documents distributed: 500  
 Consultation responses received: 31

A summary of the responses received showed:

	In Favour	Opposed	Undecided	Totals
Parents	4	4	1	9
Resident	6	2	9	17
Other	4		1	5
<b>Totals</b>	<b>14</b>	<b>6</b>	<b>11</b>	<b>31</b>

20 comments outline highways/traffic concerns

6 comments reference/question to the building design

6 comments reference/question the choice of expanding Deal Parochial CE School

#### **Comments from those in support of the proposal:**

##### Parent

- Will there still be enough outdoor space? Outdoor play and sports is hugely important to children's health and development.
- The serious issue of safety of children crossing the road needs to be looked at, especially at the island on Cornwall Road. There is no barrier between the pavement edge and the road. It is a busy road and people seem to travel faster than they should. There must be a safer solution to this problem.

##### Resident

- The site will require additional provision for school drop-off. I have, on several occasions, had my drive access blocked off by an empty car and absent parent.
- Many pupils arrive at the school by car. This causes severe traffic problems in the area as the school is situated on Gladstone Road which isn't very wide and if a car is stopped on either side of the road there isn't space for other cars to pass.
- There isn't a bus stop close to the school, the nearest being approximately 250 m away and entails crossing a busy road. The next nearest bus stop is The Strand over 500m away.
- My main concern is that of possible accidents in Gladstone Road. The road is often used by young speed merchants I have often seen cars burn down the road at least at 60mph in this built up area. Gladstone Road has a designated single cycle track opposite the houses. The cycle track is not clearly marked as it should be; it is used by cyclist in both directions. It is also used by pedestrians walking along the track thinking that is a path. My view is that with the increased traffic, traffic calming along Gladstone Road and a more clearly designated cycle path would help to prevent any possible accidents or injuries that may happen with the increased traffic
- I have seen an accident on the bend of the road and also some near misses in the past.
- Everything must be done to reduce the effect of traffic around the school. This would include providing staff parking on site and examining the parking on and around Gladstone Road.



- Access for building traffic to the secure site is not mentioned. Concerns for the safety of children during school time. Is there going to be an additional permanent or separate entrance? If so, will there be consultation of these specific plans and what impact this may have on local residents.
- There is a Listed Building adjacent to the site. The impact on the listed building could be minimised if the new school block is designed to be sympathetic to its surroundings.
- I am concerned that the building may be utilitarian and will not fit in with the current building or adjacent buildings in the area.
- New developments in Deal/Walmer, from which the pupils will come, are in Sholden and Station Road, Walmer. Sholden pupils will have to catch a bus to Deal and another up to The Strand. Station Road pupils will have to walk from The Strand. It may be possible to relieve the car problem if a drop off/pick up point could be provided on school property e.g. have cars entering the school at its existing entrance in Gladstone Road and exiting from a new access point in Cornwall Road.

#### Other

- Local Business: Our business is almost adjacent to the school and we do not object to the proposed expansion. Although the school does have a carpark it seems to be coned off at peak times creating congestion caused by cars, delivering and collecting children parking on Gladstone Road. Most cars are carefully and responsibly parked but some are just abandoned wherever a space occurs which frequently results in the road and even our access being blocked. Additional school places are essential but must only be provided with additional car parking and perhaps an exit onto Cornwall Road to the junction with Canada Road. Another idea which may be of benefit is the provision of a walking bus; this has worked very well at other schools.
- Former Chair of Governors: Safety needs to be of prime importance as the building work would take place during term time. Parking and access to the school needs to be carefully thought out. KCC and Highways should have been aware of the implications of traffic movements for parents delivering and collecting their children both then and in the future. They obviously did not take this into account when the proposal was made to build the new Goodwin Academy, with the changed access to Hamilton Road. When the governors planned the new school the building was deliberately placed on one half of the site, which was acknowledged as large enough for a 2-form entry school, so that there could be a mirror-image building on the other half of the site. The new building should be built appropriately to match-in with the present buildings and include sufficient outdoor space and ancillary services i.e. library, hall, staff room etc. KCC, in their wisdom, closed South Deal Primary School and merged it with Mongeham Primary School, and the combined school was renamed Hornbeam. This short-sighted closure has left Deal and district short of primary school places. As Deal Parochial School has the land, it makes sense that this should be the site for any expansion.

#### **Comments from those undecided/did not indicate whether in support or against the proposal**

##### Parent:

- Traffic safety measures must be implemented. A zebra crossing, not a pelican crossing on Cornwall Road near the Gladstone Road junction would be required.
- I am concerned about the volume of traffic if we expand our school. Some cars drive too fast towards the school, maybe speed bumps would slow cars down. The drop off area gets congested some days where parents get out of the car to take their

child to the gate. This congestion will only get worse with more parents dropping children off.

- Fully utilise the provision available at other schools before considering a proposal to expand this school.

## Resident

- As a resident of Cornwall Road I have problems parking outside or nearby to my house every day, especially at home time. Expanding the school is a great opportunity for yourselves and new children but please can you think about extra parking within your school for parents so it helps nearby residents.
- Inconsiderate parking and danger to pedestrians in the area in front of the present school and the approach roads of Cornwall Road and Gladstone Road. Gladstone Road narrows just before the school and the very busy 'Canada Road leads onto Gladstone Road at this point. There is a 6 Doctor Practice, which offers early appointments and a Pharmacy which opens prior to the school opening hour, both of result in additional traffic using Gladstone Road.
- Two extra Year R classes, i.e. 60 pupils, could result in a further 30 cars having to find a parking place, as not all parents walk their children to school, roadside parking is just not available and the other roads around the school do not facilitate very much roadside parking.
- I would not like to try to walk small children to school from Cornwall Road where there are two dangerous access points to Gladstone Road. Both have limited vision and can result in a chicken run approach having to be taken.
- The increase in commercial vehicles needing to access the site will add to the traffic problems.
- I appreciate that we do not have sufficient free places in the existing Primary Schools in Deal. Hornbeam School has yet again to accommodate a bulge for 2 more classes. Parochial has the land and room to expand it is the access to the school and safety of the children attending that needs to be addressed.
- Why was the school not built to facilitate a growth in numbers? In a town like this it ought to be the exception that a child is delivered by car. We still breed children and adults with legs. I would oppose any expansion of traffic arrangements. I have no objection to more classrooms and associated facilities, despite my concerns above.
- At the public meeting I was disappointed to find that KCC were discussing plans to extend the school in isolation from building and highways plans. I do not believe this should happen. How can anyone have a clear view and decide if this is an appropriate development for the area without involving all aspects. It was made clear at the meeting that the school plans would be made as and WHEN approved and built Highways would then be consulted about traffic and access. I would like to see someone from Highways at the next meeting to outline any plans.
- The school is a C of E school and focuses on actively involving the beliefs of the Church of England and Methodist churches. In a multi-cultural society should we be extending school places that exclude part of our society?
- Will there be 60 rising 5 year old pupils living in the area requiring school places? Walking to school will not be a feasible option for pupils outside the catchment area.
- Where the greatest need for primary school places has been identified. Is this is Deal/Walmer/Sholden?
- Road infrastructure around the area cannot stand the traffic at the moment. The main area where places are needed is in Sholden/Mongeham/Upper deal, therefore will the expansion of this school cause more families having to drive to school rather than walk? Has the impact on other services been considered?

- Walmer Parish Council have a material planning consideration that any future development will need to respect the origins and strongly reflect the character, appearance and design details of the character area. When will plans be available for the public to see? Will the building be completed in stages starting in the summer holidays? Will it be a single storey or two storey building? The health and safety of all on site will need to be considered. Are the associated facilities big enough: the hall, office staff rooms etc.
- Where is the two storey building to be built?
- Where will the extra space be taken from for the increased parking and drop off/pick up demands?
- I am concerned that the consultation document is being rushed through because of financial pressures and insufficient time has been given to consideration of other possible options.

### Comments from those against the proposal

#### Parent

- This is a church school so local children are not necessarily within walking distance. The traffic situation is already dangerous with cars mounting the pavement in a bid to pass the school. There do not seem to be any plans to cope with the potential 100% rise in traffic plus the additional impact of Goodwin Academy's new building opening in September.
- If the school expansion went ahead, the number of cars would increase, which would lead to chaos and would put children's lives at risk.
- It seems a little strange to spend money expanding a school when Hornbeam Primary School has the capacity for 2 form entry. Already close to the school is another 2 form entry school (The Downs). It would make more sense and efficient use of tax payers' money to increase the size of a school close to where the new housing development has taken place (Sholden). As all schools in Deal are Good or Outstanding there is no benefit for Deal Parochial taking the extra children.
- Not all children are able to cope in a large school. I chose Deal Parochial for my children because it was a one form entry school, where I knew my son would thrive. I know he would not cope in a bigger school and I know many other children including those with SEN would find the transition to 2FE unsettling and this would have a detrimental effect on their progress.
- If KCC had not short-sightedly closed South Deal Primary School in 2007, there would not now be a shortage of primary school places in the area and I think it is unfair that KCC is now jeopardising the progress of Deal Parochial pupils because of their own past mistakes.
- To double the intake would be at a detriment to the relationships and education of the children. This is a church school so local children are not necessarily within walking distance. The traffic situation is already dangerous with cars mounting the pavement in a bid to pass the school. There do not seem to be any plans to cope with the potential 100% rise in Traffic plus the additional impact of Goodwin Academy's new building opening in September.
- To double the intake would be at a detriment to the relationships and education of the children.

#### Resident

- Traffic around our area is beyond a joke now and to extend the school would make it even worse with the added traffic due to the Goodwin Academy opening in

September. The traffic in the mornings and afternoons affect six roads that barely move. I do not feel expansion is the right move.

- I do not agree with the plans to expand Deal Parochial School. The road is already totally congested, local businesses take most of the parking spaces. In an ideal world we would all like to walk to school but with busy lives time is of the essence and walking is not always an option.
- Closing down South Deal Primary, building houses on the site and then building many other houses in the local area and you wonder why there are not enough school places. You then decide to squeeze in as many classes in the existing school, something has got to give and unfortunately it will probably be at the cost of our children's education. Empty promises again. Hornbeam was already made to take in an extra reception class in 2011 and they are now taking in another class in 2017, when will it end. I wonder why their Head has just handed in his notice. Overstretching to the detriment of the pupils and teachers, making an already difficult job, impossible.

### **Response from Parochial Church Council of St Georges, Deal (one of the three Foundation churches of Deal Parochial School)**

We are supportive of the proposal to expand Deal Parochial C of E Primary School from 1FE to 2FE. Being aware that expansion of Deal Parochial C of E Primary School to a two form entry school has been envisaged since its relocation, we are supportive of the proposal to do so from September 2018. We are pleased that a greater number of children and families will benefit from an education at a Church of England School, and their involvement in the life of the three parish churches of the town. We recognise and echo the concerns of local people and parents regarding the increase in traffic issues at the site, in part due to the rebuild of Goodwin Academy, and express our concern that real solutions are found to mitigate these.

### **The Deal Society:**

The Deal Society has two major reservations: 1. The school lies within the Deal South Barracks conservation area on which we have just completed a Character Appraisal. We would want assurances that the new building conformed to the character of the conservation area and that its design would meet all the considerations of building within a conservation area. 2. We are very concerned about the access and traffic implications of the development. The school is not especially in an area designated for housing growth in Deal. The children will be coming from those areas of Deal that are currently growing especially Sholden and Upper Walmer and this will lead to a very severe increase in road traffic in an area that has already parking and traffic issues. It is also close to the expansion of the Academy School in Hamilton Road.

### **Response from Walmer Parish Council:**

The Section of Your Equality Analysis / Impact Statement (EqIA), Involvement and Community Engagement appears to have omitted Walmer Parish Council from the list of Groups and Stakeholders who will be consulted. Since the Parochial is within the parish boundary of Walmer we consider that we should have been consulted

The following points have been raised by councillors which we hope you will take into account when you summarise the received responses for the Cabinet Member for Education and Health Reform.

While we are in favour of the expansion there are several statements in your Consultation Document and your Equality Analysis / Impact Statement (EqIA), which concern us.

## Consultation Document

The paragraph **What Exactly is Being Proposed** doesn't provide any information on the style, location or position of the extension. The school site is within a Conservation area and there is a listed building adjacent to the site. The Walmer Design Statement, which Dover District Council have accepted as a material planning consideration states that: *WDS1 Any development should preserve or enhance the natural heritage of Walmer, WDS2 Any development should respect the character of the area in which it is situated and WDS3 The scale and boundary treatments should be appropriate their surroundings.*

Would you please ensure that these Design Principles are taken into account while the plans are being finalised.

In the paragraph **What exactly is being proposed and will the School need to close during building work?** You state that the school will grow over a number of years. This implies that the extension will grow in stages as the need arises. Will children who are occupying part of the new section be working in a building site environment?

In the paragraph covering **Traffic Issues** you state that the proposal is to minimise travel distances by enabling children to attend a local school. The new housing developments being built and proposed are in Sholden, a 40 minute walk from the school and Station Road, Walmer which is a 30 minute walk. There is no public transport from Sholden or Station Road to the school so parents will have to use their car to take their children to school. This will further increase the traffic problems at a junction that is already congested at drop off and pick up times causing difficulties for pedestrians, cyclists and motorists. You mention that Kent Highways have suggested that the plans could include the expansion of the drop off and pick up points. There isn't a drop off or pick up point in Gladstone Road for them to expand. So any expansion to the school will increase the traffic problems in the already congested surrounding roads. It is essential that drop off and pick up facilities are provided on school property.

## Equality Analysis / Impact Statement (EqIA).

### **1. Screening Grid - AGE**

The only sentence in this section that is correct is "that it will provide additional primary places in the area. The rest of the section is incorrect. It won't have a positive impact on families already living in Deal as they already make use of the existing school, It won't have a positive impact on families moving into the planned new housing developments as they are being built to far away from the school. Local children will not be able to walk to the school as the developments are too far away. Station Road, Walmer is 30 minute walk away and Sholden is a 40 minute walk.

### **2. Involvement And Community Engagement**

Walmer Parish Council are not included in the list of Consultees and were not informed of the meeting at the school on the 6<sup>th</sup> February, would you please ensure that we are included in the future.

### **3. Adverse Impact**

As well as the increase in traffic in the area from parents driving their children to and from school, which I have mentioned above under **Traffic Issues**, there will be further disruption on Gladstone Road from construction traffic entering and leaving the site and to the adjacent roads particularly Cornwall Road, Canada Road and Hamilton Road.

### **4. Positive Impact**

The first point that more families be able to access school places within walking distance of their homes is completely wrong. The new developments are on the outskirts of Deal and Walmer and would involve up to a 40 minute walk to get to the school. There is no public transport serving the school so parents will drive their children to school.

**Consultation on a Proposal to Expand  
Deal Parochial CE (Aided) Primary School by 1FE  
Public Meeting  
Monday 6 February 2017**

In Attendance:	Miss Justine Brown	Headteacher
	Gabrielle Waters	Chair of Governors
	David Adams	Area Education Office – South Kent

#### Purpose of the Meeting

To explain the proposal to expand Deal Parochial CE (Aided) Primary School.

GW welcomed everyone, made introductions and opened the meeting with a prayer.

DA – explained the proposal in detail, the reasons behind it and how it was envisaged the project would work.

JB – read a statement from herself fully supporting the proposal. It was felt the proposal catered for the future needs of new families and would serve a greater number of the Deal community. It was understood that parents were uncertain of the impact of the proposal on the Christian ethos of the school. It would strengthen the School's financial position and provide greater resources for training, more staff. The Governing Body and Staff are a strong and experienced team, critical questions would be asked and compromise may be required. Pupil achievement will be first and foremost in all discussions.

Name	Comment	Response
Mrs Gillian Chiverton (previous Chair of Governors)	I was a previous Chair of Governors at this School. It was built with the intention of becoming 2FE, the site allows for this and I fully support this proposal.	
Derek Murphy – County Appointed Governor to the School, Local Resident, Parish Councillor and District Councillor for Walmer	I have stepped back from making decisions about the School expansion at Governing Body meetings as I feel there is a possible conflict of interest regarding my role as Parish Councillor. I have had several letters and meetings with people regarding the traffic congestion around Cornwall Road, Canada Road and Gladstone Road. When traffic conditions are taken into account they will also need to consider the traffic from The Goodwin Academy.  Secondly, you said the School would increase in size from the bottom up over 7 years. Can you give any guarantee that building work will take place in one phase? Can you also guarantee that funding	DA – When we expand a school Highways will look at the impact on the road network. We have recognised it would be more helpful to consider this earlier at the housing application stage, looking at where children will go to school and how they will get there. We will be working with Highways who will look at flows of traffic for this School and others. I accept there is pressure on the roads but there is a limit as to what can be done about that.  This is a straight forward 1FE expansion and I would envisage it completing in one phase. I cannot guarantee that. The Public Notice stage is the statutory part of the consultation.

	will be available and ring fenced from the construction stage to completion.	Together with the Public Notice there will be the Complete Proposal which details how the project will be funded. If Members agree the proposal the funding will also be agreed. In order to change this decision it would have to go through another process. I do not anticipate budget restrictions but I cannot guarantee this will not happen.
Sue Hurst – Parent	The current building works and flows well, classes lead from one to the other. Is the new building going to be a separate building or linked to this building? Will the current atmosphere continue? The trees that were planted last year as a memorial, will they disappear to make room for the expansion?	<p>DA – The design will not be decided until it is confirmed if this proposal will go ahead. If the project is signed off, Members will release funds to start the design work. It will probably be a separate block, two storeys, away from the sports pitches. This will enable the building works to continue without interrupting school life. It is more complicated to expand existing buildings as you cross into ‘consequential improvements’ i.e. energy efficiency which can increase costs. The current building may be for Infants and the new building for Juniors but this is all to be decided in discussion with the School and Governors.</p> <p>JB – Noted that the trees are still very young. If the proposal goes ahead then there will be time to re-map and re-home some of the trees. The Governors have had some thoughts about it already. If necessary they will be re-homed as they are a precious memorial and important for pupils, staff and Governors.</p>
Derek Murphy	The Governors have already given thought to where the trees could be moved. If the proposal goes ahead we will engage with one of the classes to re-design a new area. We will not forget the trees.	
Rebecca Conley	My concern is the volume of the traffic/cars. I walk my children to school and most weeks there is a ‘near miss’. How can we ensure children are safe?	DA – If there are existing problems i.e. ‘near misses’ please have a chat with me afterwards and I can then discuss with colleagues. It is about understanding the issues.



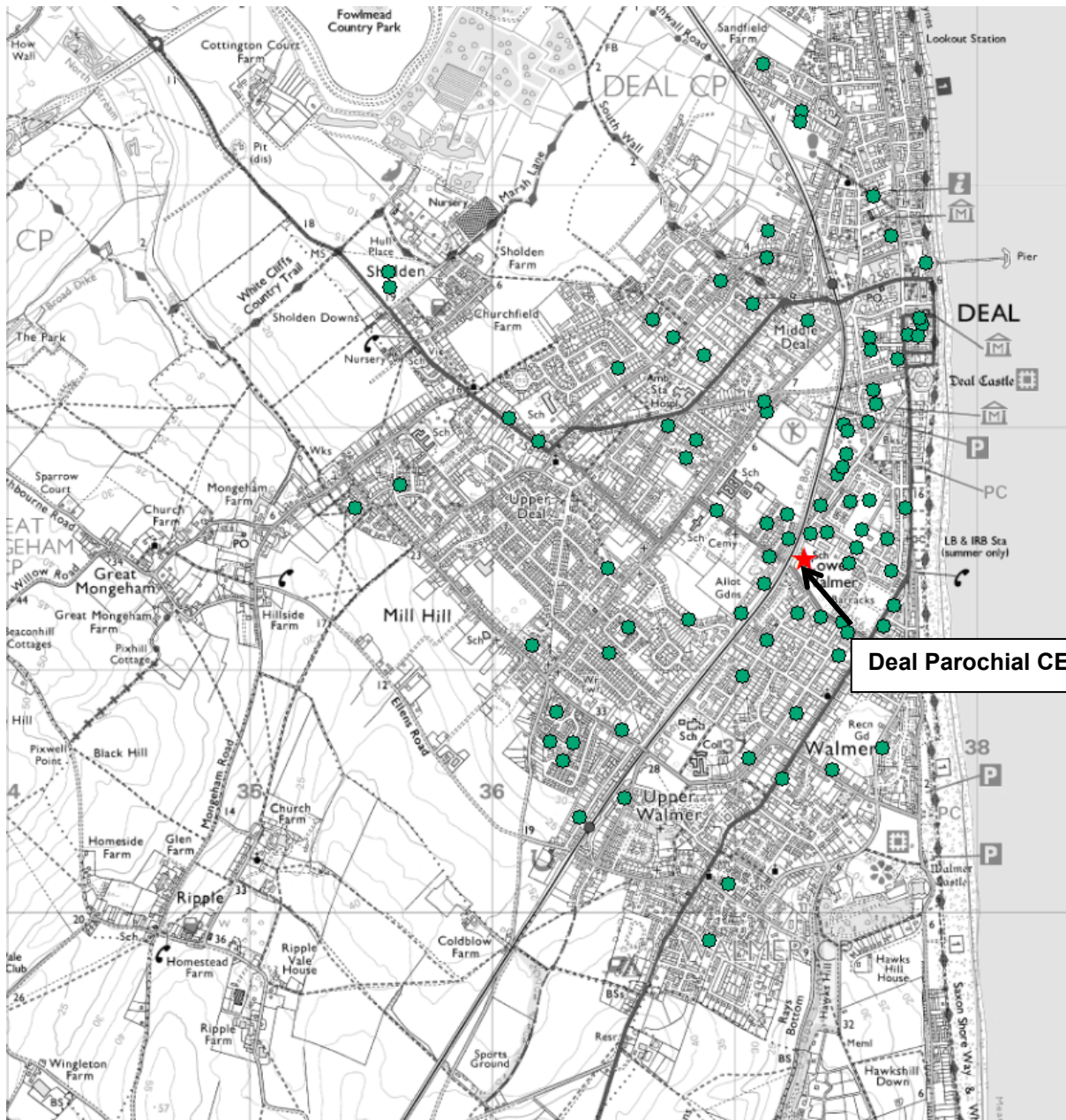
		Highways will look at the flow of traffic, how many cars are queued at a particular junction, HGV's, flow of traffic. It's about traffic congestion. They will also look at road safety records. Near misses are not reported on.
Reverend Chris Spencer St George's Church, Deal	<p>The proposal would offer the Christian ethos of the school to a wider range of families and children which is wonderful. If the School doubles in size it will not be possible to fit all of the children into any of the churches of its Foundation Parishes. St George's is the biggest but not big enough. We will have to think how things like the leaver's service would work.</p> <p>I am also a past Chair of Governors and am aware that when this site was built Governors raised extra money for the library and expressive arts hall. These spaces are invaluable but probably already inadequate. Will there be scope for these spaces to be enlarged to continue the activities that take place in them?</p>	<p>GW – we will work together to solve these issues and many others. With regard to the leaver's service we will be putting in a lot of thought and planning.</p> <p>DA – National Government decide what the footprint of a school should be in order to have National consistency. Those standards have been re-visited and there are new baseline designs. We will need to look at the existing footprint, what has it got, what does it need? We will ensure that the self-funded extras you have mentioned are not absorbed into the new build.</p>
Mrs Chiverton (previous CoG and Director of Whole School Meals)	What about the space for school meals?	DA – We will look at the existing footprint of the School and what is required as a 2FE school.
Parent	Have you any idea what the new building might look like – brick, a concrete lump, one storey, two storey?	DA – I think it is likely to be a rectangular two storey block which offers better efficiency of space and would probably lend itself to KS2 provision. We will be guided by planners. Some views are for contrasting design, in other cases perhaps in conservation areas it is more about blending with current buildings. The Governing Body will have a view on what they feel may be appropriate.
Sue Hurst	If this proposal doesn't go ahead, what other options are there – Hornbeam PS?	DA –We have done some work looking at other school sites. Hornbeam PS has taken an extra class a few years ago and will do in September 2017. There may be some potential to expand

	<p>Why did they close South Deal?</p>	<p>Warden House PS. Deal Parochial PS offers the central location for places, it is a 'Good' school and was created originally with space to add additional capacity into the town. In the current funding regime I have to name a project in order to allocate developer contributions and therefore a strategic decision has to be made on the most practical solution. If I don't spend that money here I have to give it back.</p> <p>If a school has low roll numbers and National forecasts indicate these won't go back, standards start to fall and keep falling, staff reduce and sometimes the decision is made to take that capacity out of the system.</p>
<p>Derek Murphy</p>	<p>A question on road safety. Is there capacity in your budget for extra traffic wardens perhaps at pick up and drop off times? Double yellow lines work if there is someone to monitor them.</p>	<p>DA – The answer to that is no I'm afraid. I am working with a capital budget, not a revenue one. In the responses you make to the consultation please put these thoughts down and if you have any ideas about how traffic may work better, let us know and we will look at options.</p>

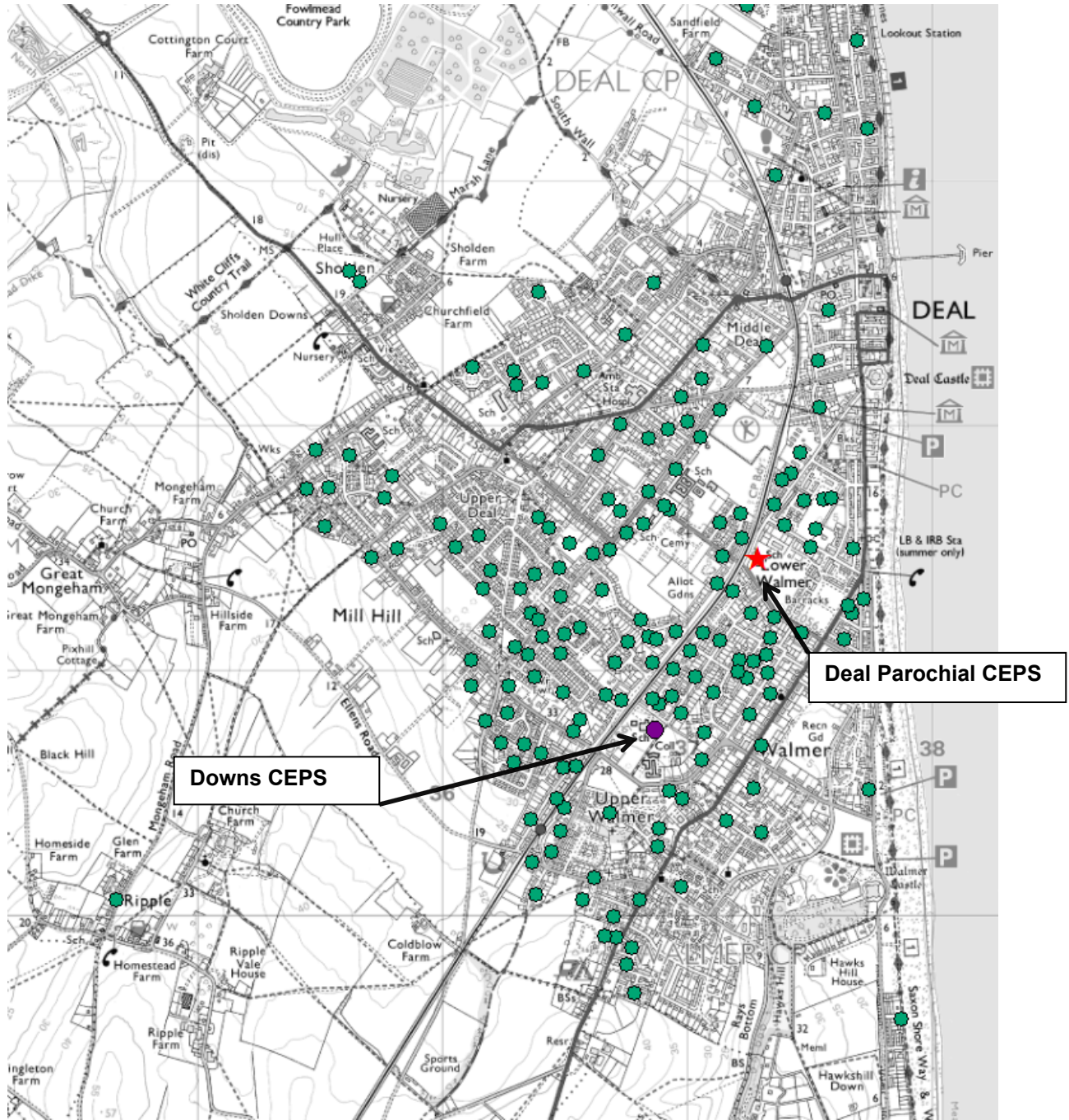
Approximately 36 people attended the meeting.

Dot maps showing pupil locations spring 2016

Deal Parochial CE Primary Years R-6 Jan 2016



The Downs CE Primary Years R-6 Jan 2016

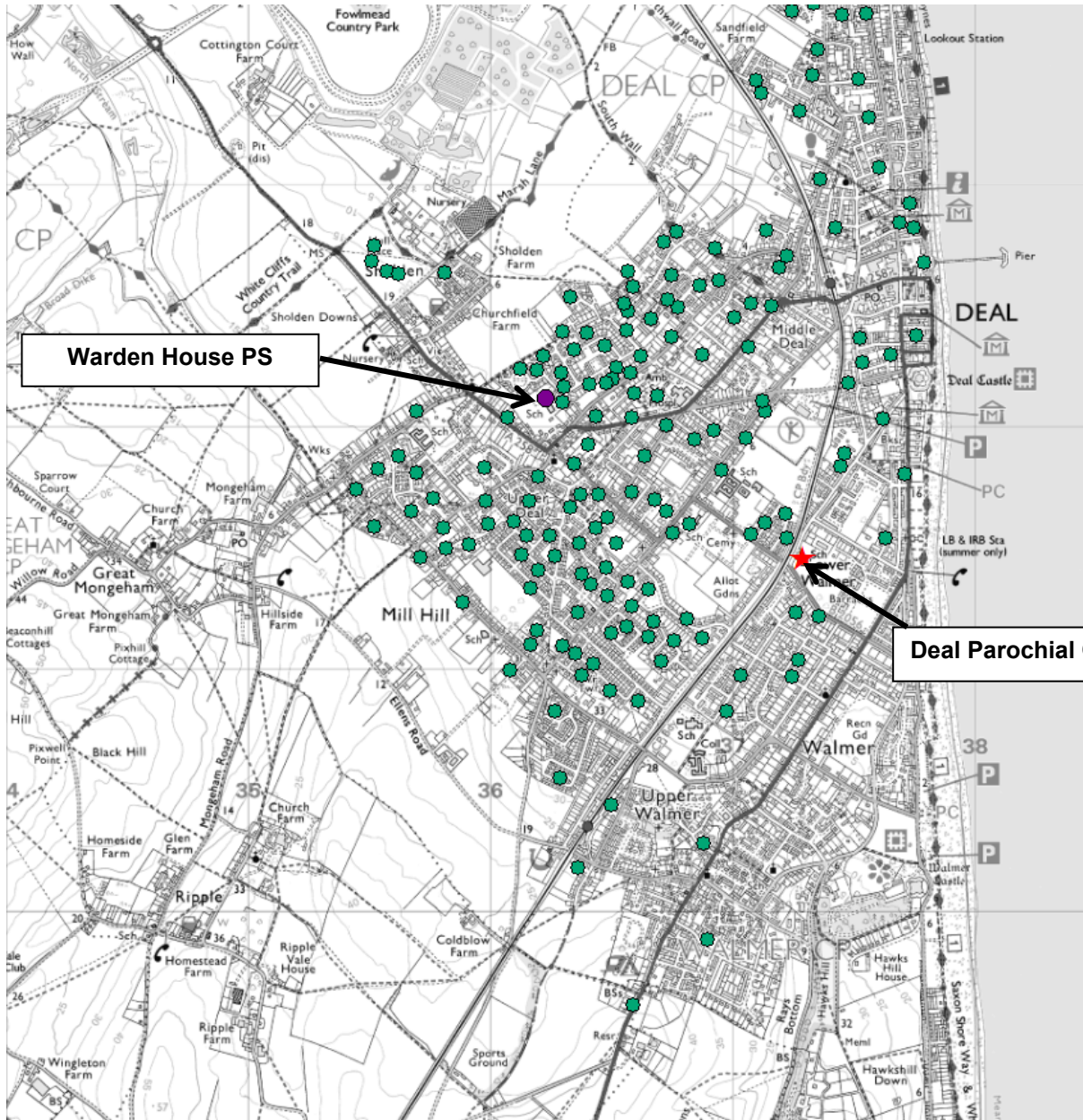




Hornbeam Primary Years R-6 Jan 2016



Warden House Primary Years R-6 Jan 2016

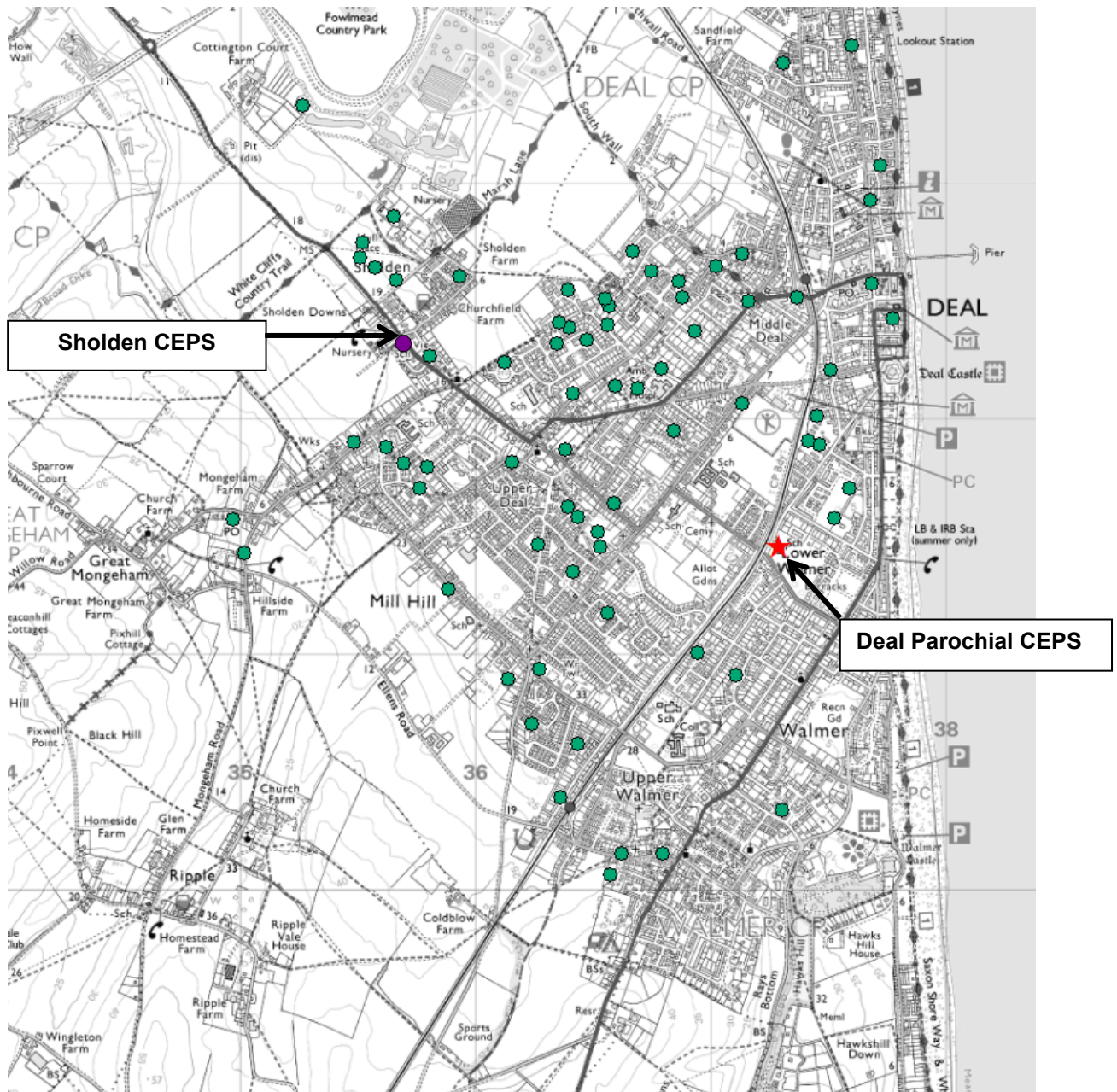


Warden House PS

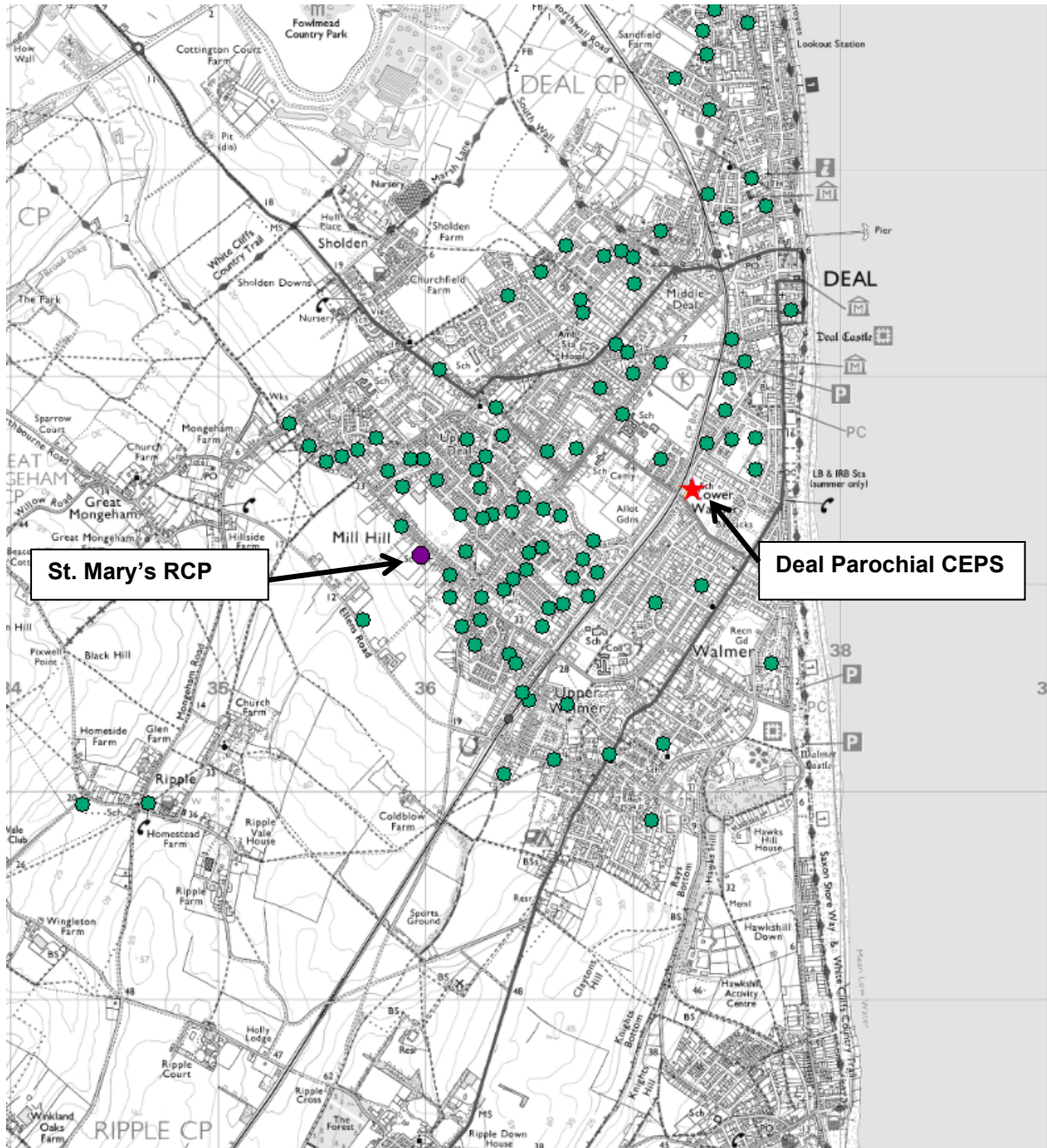
Deal Parochial CEPS



Sholden CE Primary Years R-6 Jan 2016

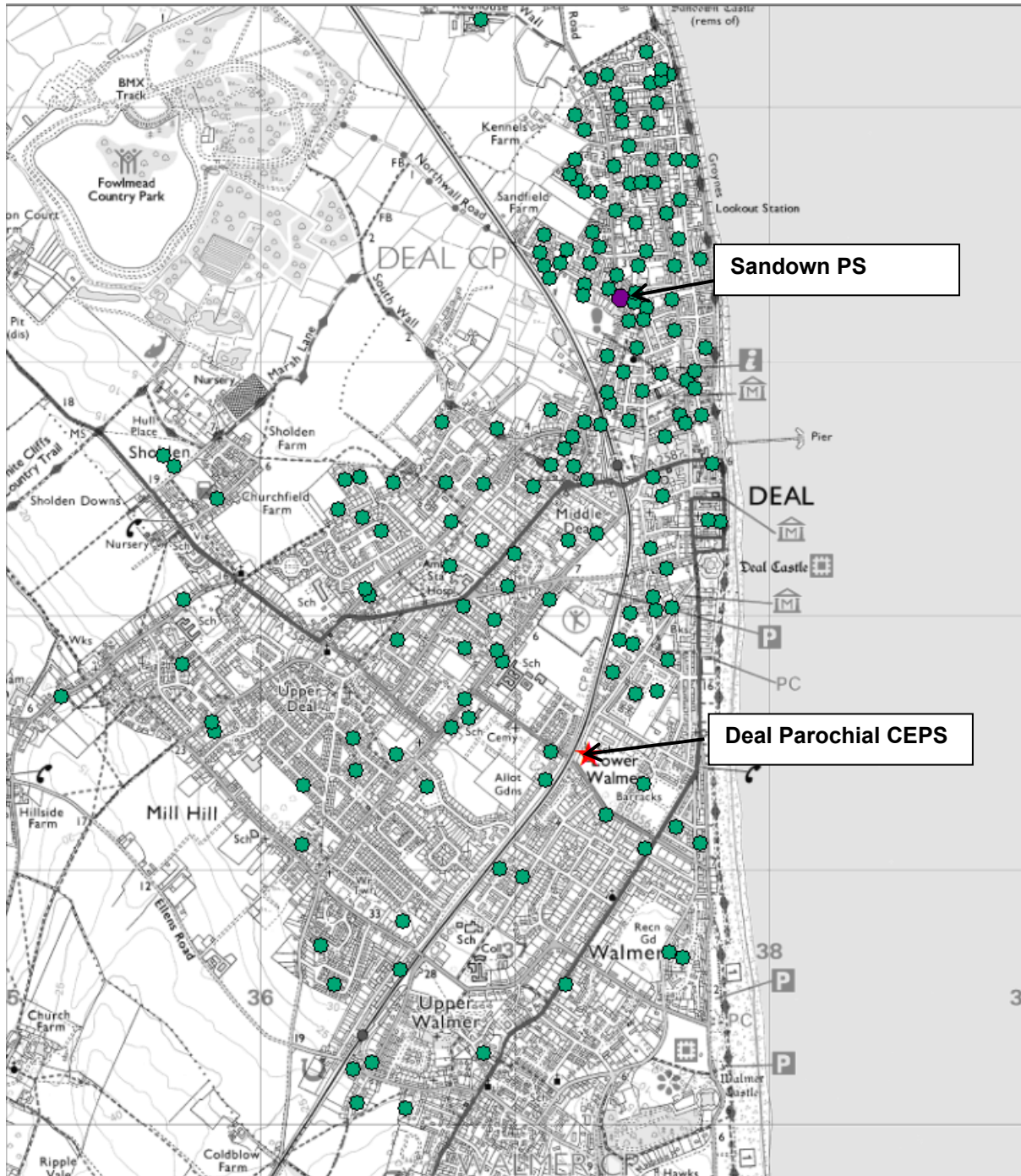


St. Marys RC Primary Years R-6 Jan 2016





Sandown Primary Years R-6 Jan 2016



KENT COUNTY COUNCIL – PROPOSED RECORD OF DECISION

DECISION TO BE TAKEN BY:

Roger Gough,  
Cabinet Member for Education and Health Reform

DECISION NO:

17/00013

For publication

**Subject: Proposal to expand Deal Parochial CE Primary School, by 1 FE, by September 2018**

Decision:

**As Cabinet Member for Education and Health Reform I agree to:**

- a) Authorise the Corporate Director - Education and Young People's Services to issue Public Notice to expand Deal Parochial CE Primary by 1FE, with a published admissions number of 60 from September 2018 (subject to planning permission being granted);
- b) Allocate £2.85m from the Education and Young People's Service Capital budget;
- c) Authorise the Director of Infrastructure Support in consultation with the General Counsel to enter into any necessary contracts/ agreements on behalf of the County Council; and
- d) Authorise the Director of Infrastructure Support to be the nominated Authority Representative within the relevant agreements and to enter into variations as envisaged under the contracts. Variations to contract value to be no more than 10% above the capital funding agreed by the Cabinet Member without requiring a new Record of Decision.

Should objections, not already considered by me when taking this decision, be received during the public notice period a separate decision will be required in order to continue the proposal and allow for a proper consideration of the points raised.

Reason(s) for decision:

The Commissioning Plan for Education Provision in Kent (2017-21) sets out the intention to commission additional school places in Deal. The Plan also mentioned a specific need to expand Deal Parochial CE School by 1 FE.

In reaching this decision I have taken into account:

- The need for extra school places required in Deal due to housing developments;
- The views expressed by those attending the public consultation meeting on 6 February 2017, and those put in writing in response to the consultation;
- The views of the local County Councillors, Area Education Officer; Headteacher and Governing Body of Deal Parochial CE Primary School;
- The Equalities Impact Assessment and comments received regarding this; and
- the views of the Education and Young People's Services Cabinet Committee which are set out below

**Financial Implications**

- a) Capital – The enlargement of the School requires the provision of additional classrooms, as well as ancillary facilities in preparation for further development. The total estimated cost of the expansion is likely to be in the region of £2.85m.
- b) Revenue - The School will receive increased funding through the Delegated Budget. The rising

roles will be protected in line with KCC Growth Funding Policy. Revenue funding will also be allocated to enable the School to resource each new classroom as they come on line. At present that is at a value of £6,000 per classroom.

- c) Human – The School will appoint additional staff as required, as the School size increases and the need arises.

Cabinet Committee recommendations and other consultation:  
To be added after Committee meeting on 30 March 2017

Any alternatives considered:

Any interest declared when the decision was taken and any dispensation granted by the Proper Officer:

.....

.....

..

**Signed**

**Date**